



Crushing and Screening Equipment

A class-leading range of crushing and screening equipment suitable for a range of JCB machines.



AREAS OF APPLICATION.

QUARRIES AND MINES | ROAD WORKS | DEMOLITION | EXCAVATION | RECYCLING | PIPING



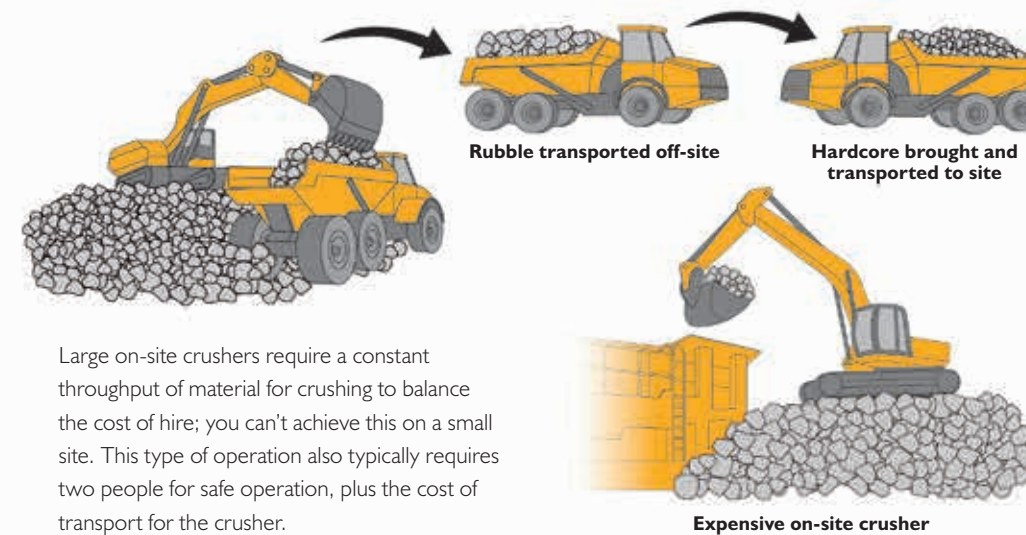
ECONOMIC RECYCLING ON SITE.

JCB CRUSHER AND SCREENING BUCKETS HAVE BEEN DESIGNED TO PROVIDE EASY AND EFFICIENT ONSITE RECYCLING OF INERT MATERIALS SUCH AS ASPHALT, RUBBLE, STONE, CONCRETE GRANITE, BASALT AND LIMESTONE.

Current solutions - more machines, more manpower, more cost

Transporting rubble off-site to be disposed of or crushed, then transporting new material onto site, incurs cost at every stage. A minimum of two people and two machines are required to move the rubble

off-site, then there's the cost of purchasing new hardcore and either having it delivered, or sending a third person and machine to fetch it.



Large on-site crushers require a constant throughput of material for crushing to balance the cost of hire; you can't achieve this on a small site. This type of operation also typically requires two people for safe operation, plus the cost of transport for the crusher.



The JCB Solution

Crushing and Screening buckets are extremely cost effective. They give you the results you need with just one person and one machine. With potentially half the labour and one third of the machines required when compared to the other options, it's a much more cost-effective solution.

CRUSHER BUCKETS.

PERFECT FOR ON-SITE CRUSHING OF INERT MATERIALS, THE CRUSHER BUCKET IS A PIECE OF EQUIPMENT THAT WORKS BY TAKING ADVANTAGE OF THE HYDRAULIC SYSTEM OF THE EXCAVATOR, SKID STEER LOADER AND BACKHOE LOADER MACHINE TO WHICH IT IS FITTED.

Maximum productivity.

In-cab hydraulic controls allowing one-man operation while control and balance devices minimise vibration to ensure a balanced load and aid smooth operation. JCB crusher buckets have twin flywheels on each side, which efficiently stores energy and results in a sustained crushing action. In addition, the buckets boast a double jaw action which moves in four planes - delivering a more efficient crushing motion to enhance productivity.

Built to last.

Twin crushing jaws are securely locked in place with a wedge section rather than bolts while Hardox wear parts guarantee quality. This offers increased reliability and maximum uptime when working with large rocks and minimises any potential damage. The jaws are identical and can be rotated 180 degrees to even out wear. This reduces service intervals and provides maximum return on your investment. Downtime is also kept to a minimum with a 30-hour greasing interval and only two grease points aiding a reduction in downtime due to modifications to the machine.

Reliable hydraulics.

JCB crusher buckets feature a gear pump which is designed for maximum reliability. This design is less susceptible to damage and contamination. Using a gear pump places less demand on the carrier for hydraulic oil flow, requires less revolutions-per-minute from the machine and puts less heat into the hydraulic system. This hydraulic system is highly efficient and ultimately leads to lower fuel consumption.



Applications.

- It crushes all types of inert waste material
- It crushes materials directly on site
- It reduces the use of mechanical pieces of equipment
- It solves the problem of having to dispose of demolition materials by taking them to a dump
- It eliminates all leasing costs
- It cuts down on transportation and management costs
- It is comfortable, simple to use and fast
- Suited for small and large worksites
- It allows materials to be recycled, resulting in significant savings

Crusher Buckets for JCB and Universal machines

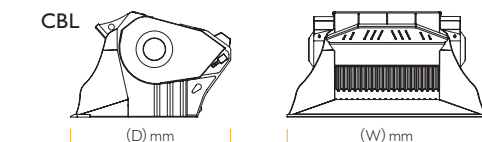
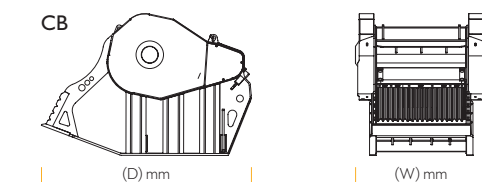


Model		CB50	CB60	CB70	CB80	CB90	CB120
JCB machine		3CX, 4CX, 85Z - 100C	JS130 - JS160	JS175 - JZ255	JS200 - JS220, 210X, 220X	JS240 - JS370	JS460
Carrier weight	Ton	≥ 3.5	≥ 8.0	≥ 14.0	≥ 18.5	≥ 21.0	≥ 30.0
Weight	Ton	0.75	1.60	2.30	3.00	3.50	4.80
Load capacity	m³	0.15	0.55	0.66	0.70	0.90	1.30
Opening dimensions (L x H)	mm	540 x 250	610 x 500	740 x 510	850 x 510	910 x 540	1,205 x 540
Output setting	mm	≥ 15 ≤ 60	≥ 15 ≤ 130	≥ 15 ≤ 130	≥ 15 ≤ 135	≥ 15 ≤ 140	≥ 15 ≤ 145
Dimensions (D x W x H)	mm	1,240 x 1,000 x 770	1,745 x 1,000 x 1,100	2,000 x 1,150 x 1,200	2,050 x 1,300 x 1,400	2,185 x 1,340 x 1,390	2,185 x 1,620 x 1,390
Pressure	bar	200	220	220	220	220	220
Back pressure	bar	≤ 10	≤ 10	≤ 10	≤ 10	≤ 10	≤ 10
Oil flow	lpm	90	98	140	160	180	210

Crusher Buckets for JCB and Universal machines



Model		CBL120	CBL140	CBL160	CBL200
JCB machine		SSL 225 - 270	SSL 280 - 300	SSL 320 - 330	Universal
Carrier weight (BHL)	Ton	5.0 - 7.0	6.0 - 8.0	7.0 - 10.0	7.0 - 10.0
Carrier weight (SSL)	Ton	≥ 2.8	≥ 3.0	≥ 4.5	≥ 6.0
Weight	Ton	0.95	0.98	1.45	1.50
Load capacity	m³	0.20	0.25	0.35	0.45
Opening dimensions (L x H)	mm	730 x 250	740 x 250	1,100 x 240	1,150 x 260
Output setting	mm	≥ 15 ≤ 60	≥ 15 ≤ 60	≥ 15 ≤ 60	≥ 15 ≤ 60
Dimensions (D x W x H)	mm	1,230 x 1,230 x 800	1,230 x 1,530 x 800	1,300 x 1,630 x 835	1,435 x 2,030 x 835
Pressure	bar	200	200	200	200
Back pressure	bar	≤ 20	≤ 20	≤ 20	≤ 20
Oil flow	lpm	95	98	110	120



SCREENING BUCKETS.

PERFECT FOR THE SCREENING AND SELECTION OF NATURAL MATERIALS, BOTH BEFORE AND AFTER THE CRUSHING PHASE. THE SCREENING BUCKETS REDUCE CRUSHING TIMES BY UP TO 60%, CONSEQUENTLY ALLOWING YOU TO SALVAGE MATERIALS SUITED TO THE TYPE OF JOB BEING CARRIED OUT, AND TO MANAGE THEM IN THE BEST WAY POSSIBLE. THE SCREENING BUCKETS WORK WITH EXCAVATOR, SKID STEER LOADER AND BACKHOE LOADER MACHINES.



High performance.

A centre grease point doubles up as an additional support to increase the basket's load capacity. The flat base shape allows easy transportation. The unique and innovative conical shape of the basket was specially designed to significantly increase hourly production and to sift through all the material collected without residue.

Versatile.

JCB screening buckets are fitted with interchangeable panel screens which are available in different sizes depending upon the needs of the job. The simple assembly and dis-assembly of the screen panels make for an easy on-site change for different material sizes. Screening buckets are especially effective in pipeline jobs and environmental reclamation jobs where it is important to separate nylon and other light materials from stones and heavy materials.

Innovative.

The Screening buckets are designed with a conveyor system to eliminate any friction during material loading, while the flat base makes transport easy.

Applications.

- Primary screening of scrap material, demolition material, filling material for excavations, and material resulting from the reclamation of rocky soil
- Selection of pebbles in waterways
- Cleaning of beaches
- A crucial piece of equipment in all situations where smaller pieces need to be obtained

Screening Buckets for JCB and Universal machines

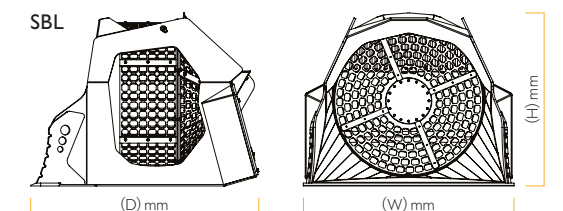
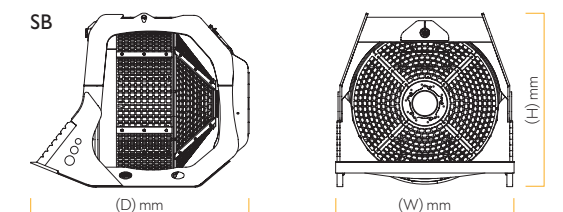


Model		SBI0	SBI4	SBI8	SB23
JCB machine		65R - 100C	JS130 - JS260	JS200 - JS260, 210X, 220X	JS360 - JS460
Carrier weight	Ton	4.0 - 9.0	9.0 - 20.0	20.0 - 35.0	≥ 35.0
Weight	Ton	0.39	1.10	2.00	3.75
Load capacity	m³	0.41	1.10	2.40	4.30
Basket depth	mm	560	890	1,220	1,490
Grid diameter	mm	880	1,200	1,600	2,020
Dimensions (D x W x H)	mm	1,220 x 950 x 1,010	1,700 x 1,400 x 1,440	2,260 x 1,840 x 1,870	2,840 x 2,320 x 2,350
Speed (min / max)	rpm	25 / 30	15 / 25	15 / 25	15 / 20
Pressure	bar	130	150	200	320
Back pressure	bar	-	-	-	≤ 5
Oil flow	lpm	40	60	120	160

Screening Buckets for JCB and Universal machines



Model		SBL170	SBL220
JCB machine		Universal	Universal
Carrier weight (BHL)	Ton	6.5 - 11.0	12.0 - 25.0
Weight	Ton	1.35	2.8
Load capacity	m³	1.10	2.40
Basket depth	mm	890	1,220
Grid diameter	mm	1,200	1,600
Dimensions (D x W x H)	mm	1,670 x 1,865 x 1,380	2,355 x 2,180 x 1,790
Speed (min / max)	rpm	15 / 25	15 / 25
Pressure	bar	150	220
Back pressure	bar	-	-
Oil flow	lpm	60	120





ONE COMPANY, OVER 2,000 ATTACHMENTS.

Your nearest JCB dealer

Crushing and Screening Equipment

A class-leading range of crushing and screening equipment suitable for a range of JCB machines.

Get in contact with: Mrs Iman El Shahawy OEM Dept. Manager, management@mbcrusher.com

Direct Line: +3904451888323

Mobile: +393401233470

JCB Attachments, Beamhurst, Uttoxeter, Staffs ST14 5PA.

©2009 JCB Sales. All rights reserved. No part of this publication may be reproduced, stored in a retrieval system, or transmitted in any form or by any other means, electronic, mechanical, photocopying or otherwise, without prior permission from JCB Sales. All references in this publication to operating weights, sizes, capacities and other performance measurements are provided for guidance only and may vary dependant upon the exact specification of machine. They should not therefore be relied upon in relation to suitability for a particular application. Guidance and advice should always be sought from your JCB Dealer. JCB reserves the right to change specifications without notice. Illustrations and specifications shown may include optional equipment and accessories. All images are correct at time of print. The JCB logo is a registered trademark of J C Bamford Excavators Ltd.

9999/5825 en-GB 11/18 issue 3

